

**NEXT  
GREAT  
CITY**

**VERGE LANDSCAPING  
AND MAINTENANCE  
GUIDELINES**



11/26/2018

## Contents

<b>HOW TO APPLY .....</b>	<b>1</b>
<b>VERGE LANDSCAPING &amp; MAINTENANCE GUIDELINES.....</b>	<b>2</b>
<b>PEDESTRIAN ACCESS / SIGHT DISTANCE ISSUES .....</b>	<b>3</b>
Diagram 1 - No footpath .....	3
Diagram 2 – Footpath in Verge .....	4
Diagram 3 - Footpath at kerb.....	4
Sight Distances.....	4
<b>UNDERGROUND SERVICES .....</b>	<b>5</b>
<b>PLANT SELECTION .....</b>	<b>5</b>
<b>SURFACE TREATMENTS .....</b>	<b>6</b>
<b>IRRIGATION SYSTEMS.....</b>	<b>6</b>
<b>WATER CONSERVATION MEASURES .....</b>	<b>6</b>
<b>MOWING OF COUNCIL VERGE - URBAN .....</b>	<b>7</b>
<b>MOWING OF COUNCIL VERGE – RURAL.....</b>	<b>7</b>

## HOW TO APPLY

Prior to any works, including the purchasing or planting of vegetation or installing any material on the verge, written approval is required. Please submit a **Verge Landscaping and Maintenance Application** and submit care of **City Operations** via:

**Email:** [playford@playford.sa.gov.au](mailto:playford@playford.sa.gov.au)  
**Post:** 12 Bishopstone Road, Davoren Park 5113  
**In Person:** Playford Civic Centre, 10 Playford Boulevard, Elizabeth  
Stretton Centre, 307 Peachey Road, Munno Para

Council will advise you in writing if your application has been approved and advise you of any changes necessary to your application.



## VERGE LANDSCAPING & MAINTENANCE GUIDELINES

The principal purpose of the road reserve between the kerb (or edge of the road pavement) and the adjoining property boundary (referred to as the road verge/ nature strip) is recognised as being for use by pedestrians and to accommodate Service Utilities (see picture below).

The Local Government Act (Section 221) states that “a person (other than the Council or a person acting under some statutory authority) must not make an alteration to a public road unless authorised to do so by the Council”

An alteration to a public road includes the planting of trees or vegetation, the erecting or installing of a structure or altering a road to facilitate or provide access from an adjacent property.

As such, residents require permission from Council if they wish to undertake works within Council’s road reserve.

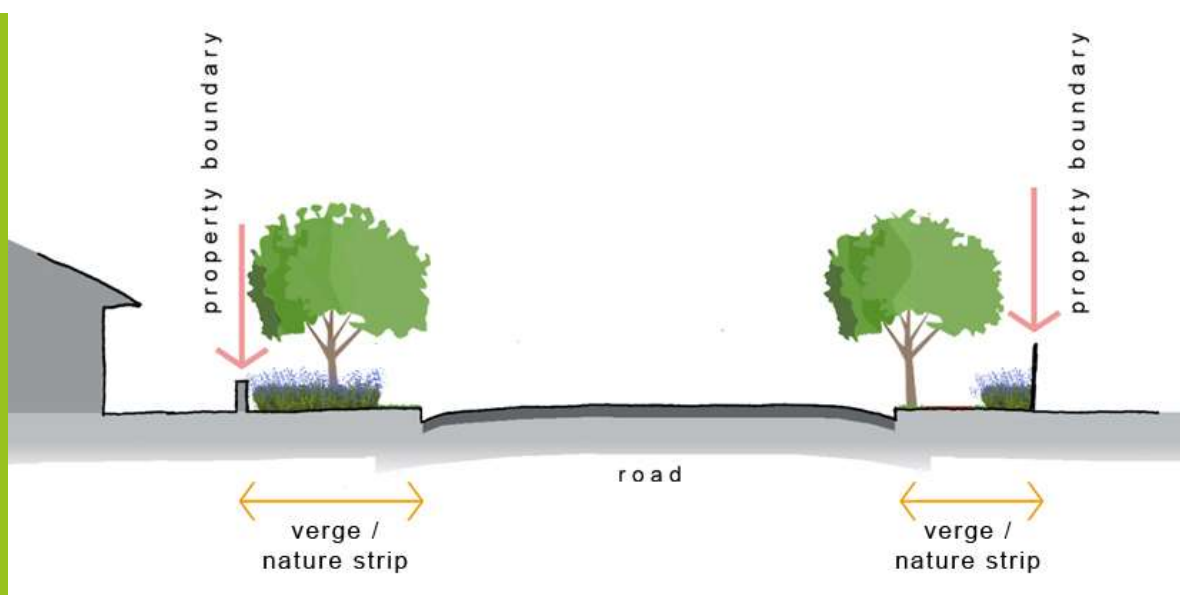
Property owners / Residents who would like to enhance / maintain their verge area are requested to submit a Verge Landscaping and Maintenance Application for landscaping on Council verges within the City of Playford. Prior to any works, including the planting of vegetation, written approval is required from Council.

Verges (nature strips) remain the property of the City of Playford.

Where an applicant (e.g. property owner / resident) landscapes the verge, the responsibility for on-going maintenance remains with the applicant.

If the condition of the verge is altered in a manner contrary to the application, then Council shall remove and reinstate the verge at the applicant’s expense.

### Road Reserve



## PEDESTRIAN ACCESS / SIGHT DISTANCE ISSUES

Any form of landscaping that prevents pedestrian access to or along the verge is not permitted (regardless of whether a footpath has been constructed or not).

Any landscaping of a verge area without an existing footpath must allow for the possible future construction of a footpath by Council or passive use by residents.

Removal or alteration of any part of the verge to facilitate construction of a footpath will be at the discretion of Council and no compensation to the applicant for such removal or alteration will be considered.

No structure or object within the road verge that may be unsafe or inconvenient to the passage of pedestrians is permitted (including parking or storing any type of vehicle or trailer).

### Diagram 1 - No footpath

*Residents must not allow any foliage to obstruct pedestrian access to footpaths.*

**Where no footpath exists**, residents must not allow any foliage to obstruct pedestrian access and a 1.2 metre strip must be left for public access. Any landscaping of a verge area which currently does not have a footpath must allow for the possible future construction of a footpath by Council (no compensation is given to the applicant for removals or alterations required to construct new footpath).



**Diagram 1 – Must not allow any foliage to obstruct pedestrian access to footpaths.**

### Diagram 2 – Footpath in Verge

Where a footpath is in the centre of the verge residents must not allow any foliage to obstruct pedestrian access or the area of the verge 0.5 metres from the kerb (to allow car doors to open and an area for your waste / recycling bins).

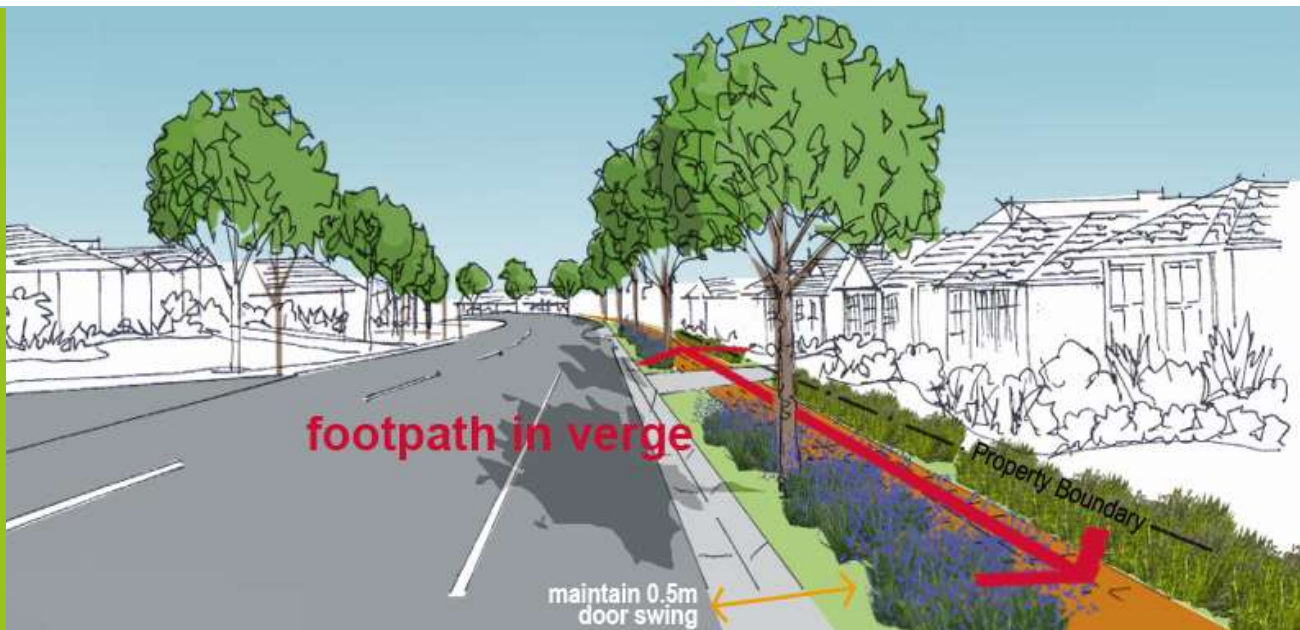


Diagram 2

### Diagram 3 - Footpath at kerb

Council's standard location for the provision of a footpath is to the back of the kerb.

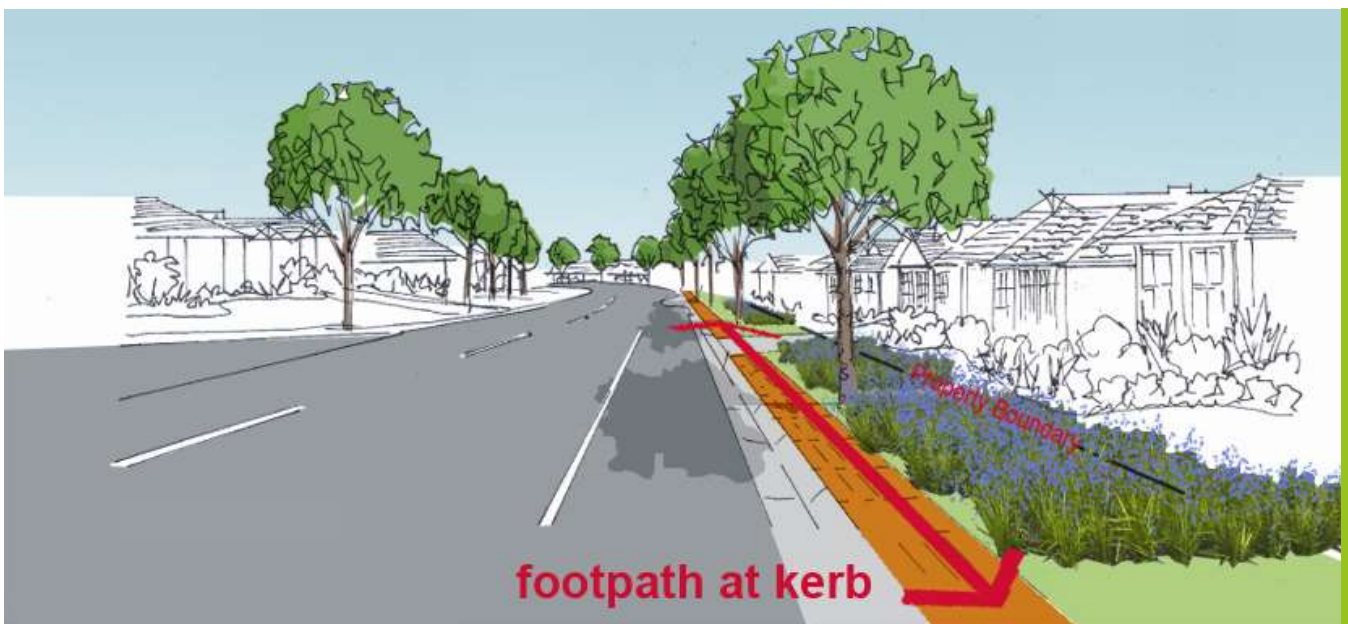


Diagram 3 - Where the footpath runs along the kerb - 0.5 metre clearance

### Sight Distances

Any landscaping must not create a sight distance problem for vehicles or pedestrians, obstruct street lights or street signs or encroach onto private land.

- On a front verge, vegetation (other than a Council street tree) must not **exceed** 600mm at full maturity
- On a side verge, vegetation (other than a Council street tree) must not be higher than the fence height at full maturity

## UNDERGROUND SERVICES

The verge may be occupied (above or below ground) by the following:

- SA Power Networks overhead wiring and poles
- SA Power Networks underground cables
- Telecommunications cables, pits, poles, etc.
- Gas Mains
- Water mains and connections
- Sewer mains and connections
- Street trees
- Australia Post, mail delivery corridor
- City of Playford stormwater drainage systems
- City of Playford footpath
- Various street furniture – signposts, seats, bus shelters, indicator posts, etc.
- Any form of landscaping that prevents pedestrian access to or along the verge is not permitted

The Applicant is responsible for obtaining information on the location of underground pipes and cables from communications, gas, water and electricity providers. Plans can be requested via the Dial Before You Dig Website – [DBYD | Dial Before You Dig](#) or by phoning 1100 during normal business hours. At any time, utility companies can require access to the verge area to perform maintenance. The service authority is responsible for the replacement of any vegetation (e.g. shrubs, median grasses, etc.) which are removed or damaged during trenching works.

## PLANT SELECTION

The City of Playford has a preference of using local native plants and or Australian native plants, however water wise non-native plants can be considered. Local native plants are suited to the City of Playford's soils and rainfall, resulting in the conservation of water and encouraging local biodiversity.

For a list of local native plant species, please refer to the City of Playford's Local Native Plant species listings. [City of Playford - Local plants and places](#) or contact Council's Revegetation Officer.

### Street Trees

Where a street tree exists on the verge, the maintenance (including pruning) is strictly to be carried out by Council staff only. A request to Council can be made for any inspections / pruning work to be carried out to street trees.

When a street tree doesn't exist as part of Council obligations to green up our local streets, a tree will be planted where possible. Any queries please contact us.



## SURFACE TREATMENTS

The below types of verge surface treatments will be considered as suitable for verges:

- Unirrigated or Irrigated grass surfaces (*see irrigation systems information below*)
- Compacted rubble (*10mm or less*)
- Groundcover (*lawn substitute*)
  - Artificial grass will not be permitted if a street tree is present.
- Organic mulch materials (*small sized particles only*)
- Pebbles (*8mm or less*)

Approved organic mulch or similar ground treatments must be stable and properly contained. Care must be taken to ensure that the road, drains and footpaths are protected from such matter for environmental and safety purposes, as road drains empty into local creeks, rivers and oceans without treatment.

The below types of verge surface treatments are not permitted:

- Fully impervious materials such as concrete, except for crossover and footpath. This includes membranes under mulch, or other materials, such as black plastic
- Rough, coarse or irregular mulch materials which are uncomfortable or difficult to walk on
- Large sized mulch such as river pebbles must not be used (they can become missiles and may become dangerous if spilled onto footpaths or roadways)
- Hard landscaping structures such as moss rocks, sleepers, edging, letter boxes and metal stakes
- Vegetation that is prickly or thorny
- Chemically soil sterilising treatments
- Pop up sprinkler systems
- Artificial grass (when street tree is present)

## IRRIGATION SYSTEMS

It is important to think carefully about irrigation. Up to 40% of household water goes on the garden, so it is vital to make every drop count.

Below ground drippers (sub surface irrigation) provided drippers are allowable. **Pop up sprinklers are not allowed.**

The City of Playford does not contribute to the cost of irrigation installation, lawn or water used on verges.

## WATER CONSERVATION MEASURES

Information is provided by SA Water via the website [SAWater - When can I water?](#) or by calling the Water Wise Measures Hotline: 1800 130 952.

## MOWING OF COUNCIL VERGE - URBAN

When a resident would like to mow the Council verge in an urban area, an application is required. If approval is granted an inspection will be undertaken and a green marker will be placed on the kerb to identify to mower operators not to cut. Any grass clippings must be removed from kerb and water table to ensure clippings do not enter the road drains which empty into local creeks, rivers and oceans without treatment.

### **Safety Requirements for mowing by Urban Residents:**

1. Property owners should walk the area prior to mowing for identifying hazards such as any obvious “missiles” given the close proximity to the road and passing vehicles
2. Property owners should wear protective gear such as safety glasses, sturdy boots, appropriate clothing, etc.

## MOWING OF COUNCIL VERGE – RURAL

When a resident would like to mow the Council verge in a rural area, an application is required. An inspection will be undertaken to ascertain risk e.g. sloped areas etc. and also if the verge is a native grass site or is affected by Chilean Needle Grass.

If Chilean Needle Grass has been identified on Council verge in front of property mowing will not be permitted during the months of October, November and December. During October to December Chilean Needle Grass is growing and setting seeds and Council needs to map and treat these grasses if any occur on your verge. Mowing at this time spreads Chilean Needle Grass.

Chilean Needle Grass can sometimes occur at different times of year. To prevent inadvertently spreading it with your mower, cleaning of the mower's blades and underside is required after mowing.

### **Safety Requirements for mowing by Rural Residents:**

1. Any mowing or slashing procedures undertaken must be conducted with the cutting blades set at a height that will not cause any contact with rocks or cause sparks to be produced.
2. The person carrying out the cutting / slashing must have a water extinguishing medium (knapsack or similar) available at all times.
3. Ensure suitable clearance exists along the roadside verge so as not to place the person or the cutting machinery into the traffic pathway. Mowing should occur no less than 2.5m from the road's edge. Mowing closer to the road will be a safety issue and attract Workzone Safety conditions.
4. Cutting / slashing should occur during the cooler parts of the day to minimise any chance of sparks igniting the grass. Generally most moisture will be present in the early morning. The time when the mowing should be done is best left to the assessment of the property owner. Shadows across the verge and the mower or the position of the sun may also have an impact on visibility.
5. Property owners should walk the area prior to mowing for identifying hazards such as, hidden tree stumps and any obvious “missiles” given the close proximity to the road and passing vehicles.



6. It is the property owner's responsibility to ensure appropriate and properly maintained equipment is used.
7. Mowing should not be undertaken on steep verges or in conditions where slipping may occur.
8. Property owners should wear protective gear such as safety glasses, sturdy boots, appropriate clothing, etc.

**CALL**

(08) 8256 0333

**VISIT**

Playford Civic Centre  
10 Playford Boulevard  
Elizabeth SA 5112

Stretton Centre  
307 Peachey Road  
Munno Para SA 5115

**POST**

12 Bishopstone Road  
Davoren Park SA 5112

**EMAIL**

[playford@playford.sa.gov.au](mailto:playford@playford.sa.gov.au)

