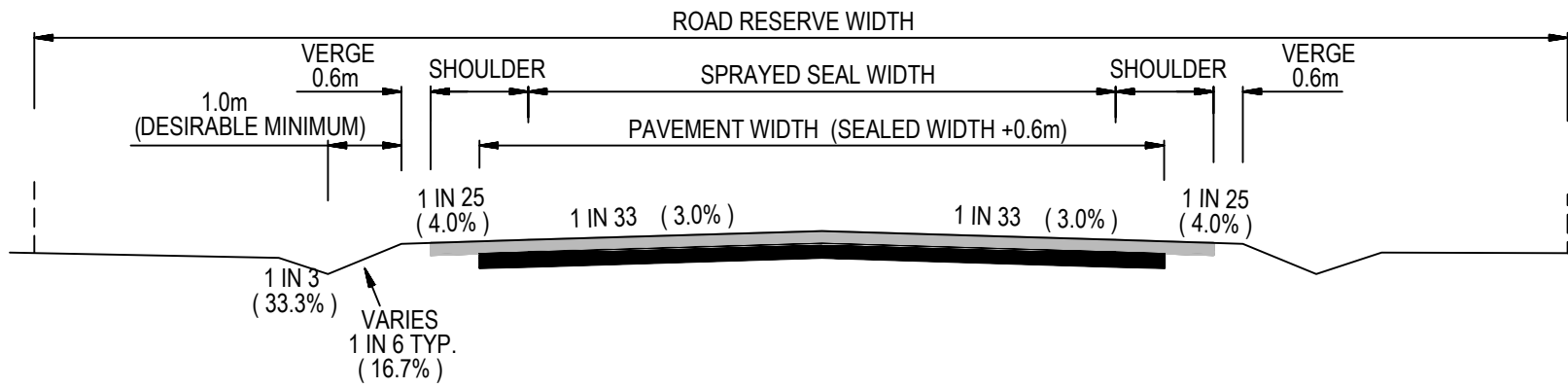
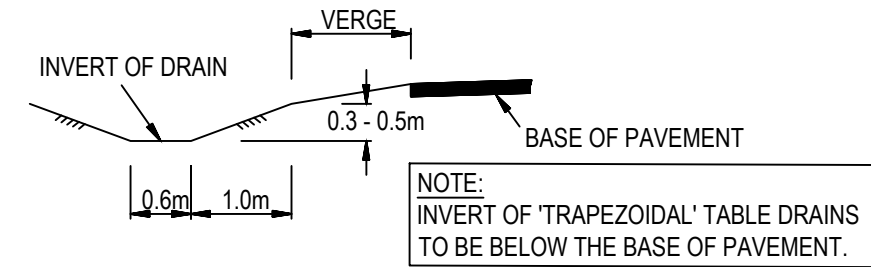


NOTES:

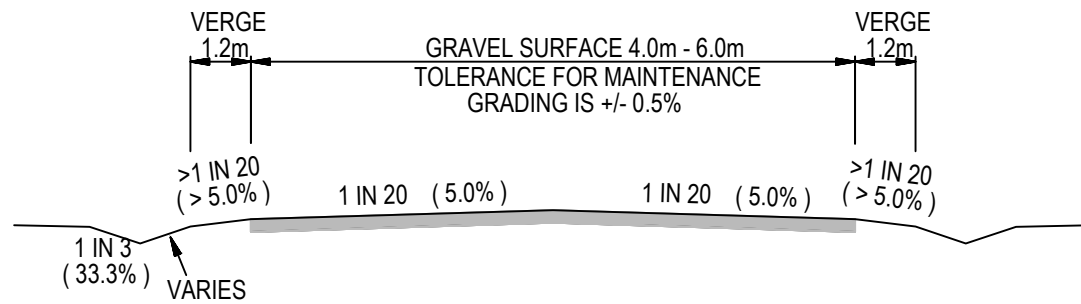
- PAVEMENT TO BE DETERMINED BASED ON TRAFFIC LOADING, PAVEMENT MATERIALS AND SUBGRADE STRENGTH.



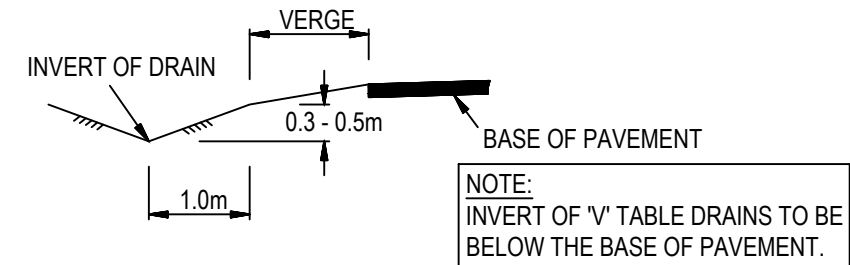
TYPICAL CROSS SECTION
(SEALED ROAD)



'TRAPEZOIDAL' CUT TYPE



TYPICAL CROSS SECTION
(GRAVEL ROAD)



'V' CUT TYPE

TYPICAL OPEN TABLE DRAINS

REV	DESCRIPTION	DATE	DES	DRW	APP
D	MINOR AMENDMENTS	6.11.2018	AF	AF	MDH
C	MINOR AMENDMENTS	18.07.2017	JZ	JC	DSL
B	ISSUED FOR REVIEW	10.05.2016	JZ	DL	DSL
A	ISSUED FOR REVIEW	15.03.2016	JZ	DL	DSL

THIS PROJECT HAS BEEN ASSISTED BY THE LOCAL GOVERNMENT RESEARCH AND DEVELOPMENT SCHEME AND INSTITUTE OF PUBLIC WORKS ENGINEERING AUSTRALASIA

INFRASTRUCTURE GUIDELINES (SA)
SHEET TITLE TYPICAL ROAD SECTIONS (UNKERBED)
SCALE NTS @ A3
DRAWING No. SD 500 REV D