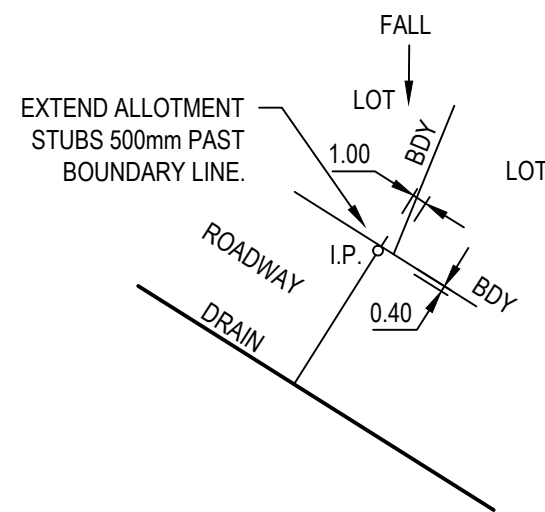


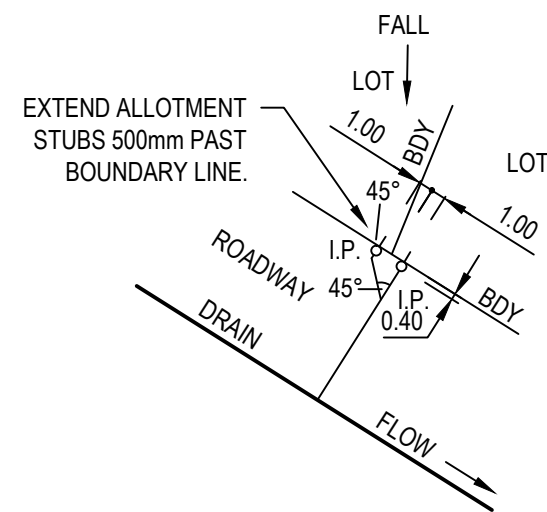
LEGEND

I.P. ○ INSPECTION POINT

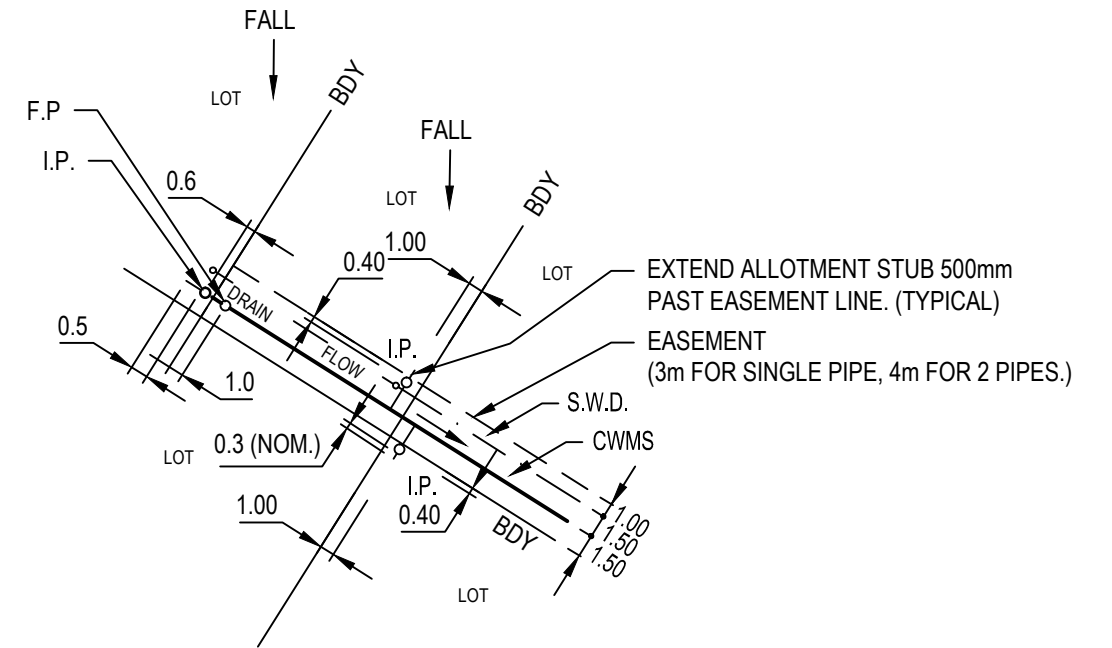
F.P. ○ FLUSHING POINT



FRONT OF ALLOTMENT



FRONT OF ALLOTMENT ('Y' CONN.)



REAR OF ALLOTMENT

NOTE:

1. REFER CWMS DESIGN DRAWINGS FOR I.P. LOCATIONS OTHER THAN SHOWN ABOVE.

						INFRASTRUCTURE GUIDELINES (SA)			
						SHEET TITLE			
						TYPICAL CONNECTION I.P. LOCATIONS			
						CWMS			
B	MINOR AMENDMENTS	06.11.2018	AF	AF	MDH			SCALE	
A	MINOR AMENDMENTS	18.07.2017	JZ	JC	DSL			NTS @ A3	
REV	DESCRIPTION	DATE	DES	DRW	APP			DRAWING No.	
THIS PROJECT HAS BEEN ASSISTED BY THE LOCAL GOVERNMENT RESEARCH AND DEVELOPMENT SCHEME AND INSTITUTE OF PUBLIC WORKS ENGINEERING AUSTRALASIA								REV	
								SD 710	
								B	